



# Winton Motor Raceway

## Round 2 : March 12 - 14



### AUSTRALIAN SUPERBIKE CHAMPIONSHIP

#### Practice 3

Date: 12/03/21  
 Event: P16  
 Weather: Partly cloudy - Temp: 29.9C  
 Track: Dry - Temp: 42.1C


Started at: 16:06:18  
 Laps: 30 Min  
 Starters: 22  
 Printed at: 16:46


### CLASSIFICATION

Pos	No	Name	Machine	Fastest Lap	On Lap	Behind Leader	Behind Prev	Top Speed
1	17	Troy HERFOSS (QLD) / Penrite Honda Racing	Honda CBR-RR	1:19.563	4 of 10			249
2	1	Wayne MAXWELL (VIC)	Ducati V4R	1:19.873	4 of 15	.310	.310	252
3	46	Michael JONES (QLD) / Desmosport Ducati	Ducati V4R	1:20.006	5 of 15	.443	.133	251
4	65	Cru HALLIDAY (NSW) / Yamaha Racing Team	Yamaha YZF-R1	1:20.799	3 of 8	1.236	.793	242
5	3	Jed METCHER (VIC) / Metcher Motorsport / Siemec / Fuspport / Yamaha / YRD / YamaLube	Yamaha YZF-R1	1:20.880	14 of 14	1.317	.081	242
6	14	Glenn ALLERTON (NSW) / Maxima Racing Oils BMW	BMW S RR	1:20.908	9 of 10	1.345	.028	244
7	61	Arthur SISIS (SA) / Donna Hoeymakers / Unitech Racing / Remo Contractors / SA Profiling	Yamaha YZF-R1	1:20.989	11 of 13	1.426	.081	245
8	83	Lachlan EPIS (NSW) / Maxima Racing Oils BMW	BMW S RR	1:21.050	3 of 11	1.487	.061	241
9	67	Bryan STARING (WA) / Kawasaki BCperformance / Kawasaki Motors Aust.	Kawasaki ZX10R	1:21.319	13 of 13	1.756	.269	241
10	28	Aiden WAGNER (QLD) / Yamaha Racing Team	Yamaha YZF-R1	1:21.328	11 of 14	1.765	.009	244
11	32	Oliver BAYLISS (QLD) / DesmoSport Ducati	Ducati V4R	1:21.340	12 of 13	1.777	.012	249
12	21	Josh WATERS (VIC) / Kawasaki BCperformance / Kawasaki Motors Aust.	Kawasaki ZX10R	1:21.405	9 of 12	1.842	.065	239
13	12	Matthew WALTERS (NSW) / Kawasaki Australia / Kawasaki Connection / Rover Coaches / Du Speed	Kawasaki ZX10R	1:21.737	8 of 9	2.174	.332	242
14	64	Aaron MORRIS (NSW) / Harvest Pools / Watson Demolition / Longwall Haul / Michelin / YRD / Bitubo Susp.	Yamaha YZF-R1	1:23.007	4 of 9	3.444	1.270	239
15	333	Yannis SHAW (NSW) / Specialist Suzuki / Specialist Height Access / Airoh Helmets / Ricondi	Suzuki GSXR	1:23.028	9 of 13	3.465	.021	244
16	16	Luke JHONSTON (VIC) / MotoGo Yamaha / Taichi Leather / The Bike Vault Castlemaine / Pirelli	Yamaha YZF-R1	1:23.260	13 of 14	3.697	.232	244
17	92	Jack DAVIS (SA) / Thomson Airborne	BMW S RR	1:24.650	6 of 6	5.087	1.390	237
18	11	Philip CZAJ (VIC) / 11M / Peters Stevens M-c / Yamaha Aust. / Bridgestone Tyres Aust.	Yamaha YZF-R1	1:25.328	3 of 14	5.765	.678	238
19	78	Nathan SPITERI (VIC) / ProGP Racing / Livson / PTR / Alpinestar / The Grinning Dingo	Suzuki GSXR	1:25.700	10 of 16	6.137	.372	235
20	29	Patrick Jun LI (VIC) / MotoGo Yamaha / Taichi Leather / KYT Helmets	Yamaha YZF-R1	1:27.331	2 of 7	7.768	1.631	238
21	37	Michael EDWARDS (QLD) / Northstar Yamaha / Addicted To Track	Yamaha YZF-R1	1:27.548	11 of 13	7.985	.217	233
22	33	Hamish McMURRAY (NSW) / Six Ways From Sunday / Dunlop	Kawasaki ZX10R	1:30.876	6 of 7	11.313	3.328	221

Current qualifying record for SBK class - 1:19.994 by Mike JONES (QLD) on a Ducati 1299 FE set on 07/09/19

  
 Chief Timekeeper - Scott Lang

  
 Race Director - Tom Williams

  
 Clerk of Course - Paul Hinds





# Winton Motor Raceway

## Round 2 : March 12 - 14



### AUSTRALIAN SUPERBIKE CHAMPIONSHIP

#### Practice 3

Date: 12/03/21  
 Event: P16  
 Weather: Partly cloudy - Temp: 29.9C  
 Track: Dry - Temp: 42.1C

Started at: 16:06:18  
 Laps: 30 Min  
 Starters: 22  
 Printed at: 16:46

#### LAP TIMES

No	Name	Lap 1	Lap 2	Lap 3	Lap 4	Lap 5	Lap 6	Lap 7	Lap 8	Lap 9	Lap 10
83	Lachlan EPIS (NSW)	1:30.183	1:21.225	<u>1:21.050</u>	2:15.862	1:29.302	5:33.241	1:36.323	7:08.886	1:33.815	1:44.917
		10	1:22.905								
32	Oliver BAYLISS (QLD)	1:37.217	1:22.796	1:22.215	1:21.720	1:21.741	1:27.686	1:21.994	9:26.756	1:33.297	1:21.723
		10	1:21.709	<u>1:21.340</u>	2:33.819						
61	Arthur SISIS (SA)	1:35.275	1:21.953	1:21.561	1:21.648	1:21.381	1:31.557	10:33.798	1:34.646	1:22.117	1:31.031
		10	<u>1:20.989</u>	1:25.916	1:23.585						
1	Wayne MAXWELL (VIC)	1:27.200	1:20.656	1:20.000	<u>1:19.873</u>	1:19.929	1:20.459	1:20.104	1:20.861	4:02.185	1:27.479
		10	1:20.415	4:14.796	1:35.559	1:20.494	1:20.134				
78	Nathan SPITERI (VIC)	1:34.967	1:28.198	1:27.251	1:26.661	1:26.420	1:27.220	1:26.648	1:26.445	1:26.596	<u>1:25.700</u>
		10	1:26.259	1:27.427	1:27.105	1:27.529	1:27.277	1:27.758			
46	Michael JONES (QLD)	1:29.499	1:20.835	1:20.429	1:20.409	<u>1:20.006</u>	1:20.185	1:20.501	8:26.851	1:29.216	1:20.462
		10	1:21.038	1:20.399	1:20.071	1:20.386	1:30.331				
29	Patrick Jun LI (VIC)	1:32.810	<u>1:27.331</u>	1:47.116	1:28.193	17:46.305	1:43.206	1:28.446			
67	Bryan STARING (WA)	1:30.766	1:23.078	1:21.638	1:22.085	5:35.455	1:33.409	1:21.364	1:21.436	1:21.540	5:50.664
		10	1:33.605	1:21.972	<u>1:21.319</u>						
14	Glenn ALLERTON (NSW)	1:29.846	1:21.927	1:21.826	1:21.626	1:21.299	11:12.906	1:30.094	1:21.357	<u>1:20.908</u>	4:31.193
64	Aaron MORRIS (NSW)	1:30.500	1:24.589	1:23.367	<u>1:23.007</u>	2:28.809	1:37.413	7:22.507	1:32.332	1:23.910	
21	Josh WATERS (VIC)	1:33.477	1:26.042	1:23.272	1:25.184	1:22.528	5:22.438	1:34.523	1:27.318	<u>1:21.405</u>	6:19.610
		10	1:37.275	1:21.928							
37	Michael EDWARDS (QLD)	1:39.100	1:29.876	1:29.054	1:27.892	3:02.032	1:39.309	1:28.761	1:28.670	1:29.019	1:28.179
		10	<u>1:27.548</u>	1:29.701	1:28.379						
17	Troy HERFOSS (QLD)	1:27.178	1:19.994	1:20.745	<u>1:19.563</u>	1:21.097	1:19.912	11:13.959	1:32.172	1:19.941	1:27.112
12	Matthew WALTERS (NSW)	1:30.035	1:22.704	1:23.157	1:22.735	8:25.300	1:36.848	1:23.417	<u>1:21.737</u>	1:22.139	
16	Luke JHONSTON (VIC)	1:27.620	1:23.625	1:23.675	1:23.714	1:26.585	2:19.241	1:33.019	1:25.086	1:23.456	3:00.055
		10	1:29.882	1:23.508	<u>1:23.260</u>	1:24.247					
33	Hamish McMURRAY (NSW)	1:42.099	1:32.820	1:31.164	1:31.790	1:31.229	<u>1:30.876</u>	1:31.156			
92	Jack DAVIS (SA)	1:35.412	1:26.110	1:25.872	1:24.781	1:24.787	<u>1:24.650</u>				
11	Philip CZAJ (VIC)	1:32.413	1:26.048	<u>1:25.328</u>	1:27.175	1:25.712	1:26.743	3:17.948	1:36.974	1:26.588	1:26.163
		10	1:26.026	3:23.606	1:38.241	1:30.563					
3	Jed METCHER (VIC)	1:28.617	1:21.416	1:25.855	1:24.940	2:39.586	1:26.459	1:21.268	1:21.489	1:23.203	1:26.852
		10	1:22.180	6:09.331	1:36.813	<u>1:20.880</u>					
28	Aiden WAGNER (QLD)	1:28.612	1:22.668	1:22.457	1:22.546	1:34.650	1:21.822	7:20.263	1:33.771	1:21.849	1:21.646
		10	<u>1:21.328</u>	1:21.687	1:21.381	1:22.999					
333	Yannis SHAW (NSW)	1:31.645	1:24.628	1:29.143	1:23.157	1:25.445	1:23.436	2:33.089	1:33.932	<u>1:23.028</u>	1:23.369
		10	7:30.061	1:46.151	1:25.850						
65	Cru HALLIDAY (NSW)	1:36.503	1:21.744	<u>1:20.799</u>	1:21.551	1:20.909	3:38.485	1:42.778	1:21.790		

*Scott Laing*  
 Chief Timekeeper - Scott Laing

*Tom Williams*  
 Race Director - Tom Williams

*Paul Hinds*  
 Clerk of Course - Paul Hinds





# Winton Motor Raceway

## Round 2 : March 12 - 14



### AUSTRALIAN SUPERBIKE CHAMPIONSHIP

#### Practice 3

Date: 12/03/21  
 Event: P16  
 Weather: Partly cloudy - Temp: 29.9C  
 Track: Dry - Temp: 42.1C

Started at: 16:06:18  
 Laps: 30 Min  
 Starters: 22  
 Printed at: 16:46

#### SPLIT TIMES

Lap	Split 1	Split 2	Split 3	Split 4	Lap Time	Spd	Lap	Split 1	Split 2	Split 3	Split 4	Lap Time	Spd
<b>83 Lachlan EPIS (NSW) (8th)</b>							13	11.415	13.887	30.370	27.913	1:23.585	241
1	17.252	14.550	31.267	27.114	1:30.183 P		<b>1 Wayne MAXWELL (VIC) (2nd)</b>						
2	11.229	13.816	29.610	26.570	1:21.225	239	1	15.462	14.641	30.358	26.739	1:27.200 P	
3	11.207	13.720	<b>29.593</b>	<b>26.530</b>	<b>1:21.050</b>	241	2	11.286	13.650	29.397	26.323	1:20.656	243
4	<b>11.147</b>	14.202	31.274	1:19.239	2:15.862	240	3	11.156	13.488	<b>29.264</b>	26.092	1:20.000	249
5	15.931	14.760	31.504	27.107	1:29.302 P		4	11.085	13.585	29.408	<b>25.795</b>	<b>1:19.873</b>	249
6	11.257	13.737	29.659	4:38.588	5:33.241	241	5	11.058	13.473	29.284	26.114	1:19.929	252
7	15.667	14.245	38.033	28.378	1:36.323 P		6	11.107	<b>13.423</b>	29.704	26.225	1:20.459	250
8	11.483	14.071	39.755	6:03.577	7:08.886	239	7	<b>10.974</b>	13.454	29.314	26.362	1:20.104	250
9	15.420	14.295	36.638	27.462	1:33.815 P		8	11.252	13.595	29.749	26.265	1:20.861	250
10	11.223	13.741	29.739	50.214	1:44.917	239	9	11.982	14.412	30.708	3:05.083	4:02.185	249
11	11.382	<b>13.683</b>	30.812	27.028	1:22.905	232	10	16.913	14.037	30.051	26.478	1:27.479 P	
<b>32 Oliver BAYLISS (QLD) (11th)</b>							11	11.328	13.533	29.274	26.280	1:20.415	246
1	17.876	16.285	33.606	29.450	1:37.217 P		12	11.977	15.234	31.493	3:16.092	4:14.796	247
2	11.419	13.966	30.476	26.935	1:22.796	248	13	18.246	16.546	33.461	27.306	1:35.559 P	
3	11.354	13.853	30.343	26.665	1:22.215	247	14	11.195	13.603	29.452	26.244	1:20.494	246
4	11.277	13.800	30.192	<b>26.451</b>	1:21.720	247	15	11.145	13.656	29.314	26.019	1:20.134	247
5	11.209	13.731	30.219	26.582	1:21.741	249	<b>78 Nathan SPITERI (VIC) (19th)</b>						
6	12.223	16.581	31.876	27.006	1:27.686	248	1	16.924	15.787	33.484	28.772	1:34.967 P	
7	11.436	13.826	30.087	26.645	1:21.994	244	2	12.476	15.046	32.092	28.584	1:28.198	233
8	11.726	15.404	32.720	8:26.906	9:26.756	244	3	12.714	14.985	31.539	28.013	1:27.251	205
9	17.262	15.911	31.321	28.803	1:33.297 P		4	12.098	14.703	31.517	28.343	1:26.661	235
10	11.498	<b>13.665</b>	30.012	26.548	1:21.723	244	5	12.162	14.758	31.395	28.105	1:26.420	235
11	11.270	13.733	30.005	26.701	1:21.709	243	6	12.273	14.670	31.304	28.973	1:27.220	232
12	<b>11.182</b>	13.741	<b>29.951</b>	26.466	<b>1:21.340</b>	246	7	12.287	14.687	31.712	27.962	1:26.648	230
13	11.267	13.764	30.039	1:38.749	2:33.819	245	8	<b>12.036</b>	14.780	31.449	28.180	1:26.445	232
<b>61 Arthur SISSIS (SA) (7th)</b>							9	12.188	14.701	31.425	28.282	1:26.596	229
1	16.867	16.189	34.945	27.274	1:35.275 P		10	12.248	<b>14.622</b>	<b>31.112</b>	<b>27.718</b>	<b>1:25.700</b>	229
2	11.436	13.847	30.128	26.542	1:21.953	244	11	12.139	14.680	31.401	28.039	1:26.259	232
3	11.359	13.717	30.076	26.409	1:21.561	245	12	12.169	14.643	31.488	29.127	1:27.427	222
4	11.351	13.918	29.987	26.392	1:21.648	243	13	12.298	14.701	31.652	28.454	1:27.105	225
5	11.329	13.766	29.996	<b>26.290</b>	1:21.381	245	14	12.263	14.773	31.776	28.717	1:27.529	224
6	11.345	14.733	38.737	26.742	1:31.557	244	15	12.259	14.819	31.761	28.438	1:27.277	226
7	11.410	13.701	29.954	9:38.733	10:33.798	245	16	12.196	14.948	31.820	28.794	1:27.758	229
8	17.228	16.473	32.773	28.172	1:34.646 P		<b>46 Michael JONES (QLD) (3rd)</b>						
9	11.435	13.622	29.992	27.068	1:22.117	241	1	16.920	14.619	31.182	26.778	1:29.499 P	
10	11.343	13.696	34.151	31.841	1:31.031	241	2	11.285	13.654	29.680	26.216	1:20.835	247
11	<b>11.244</b>	<b>13.580</b>	<b>29.833</b>	26.332	<b>1:20.989</b>	245	3	11.116	13.574	<b>29.470</b>	26.269	1:20.429	249
12	11.315	14.261	33.536	26.804	1:25.916	243							

*Scott Laing*  
 Chief Timekeeper - Scott Laing

*Tom Williams*  
 Race Director - Tom Williams

*Paul Hinds*  
 Clerk of Course - Paul Hinds





# Winton Motor Raceway

## Round 2 : March 12 - 14



### AUSTRALIAN SUPERBIKE CHAMPIONSHIP

#### Practice 3

Date: 12/03/21  
 Event: P16  
 Weather: Partly cloudy - Temp: 29.9C  
 Track: Dry - Temp: 42.1C

Started at: 16:06:18  
 Laps: 30 Min  
 Starters: 22  
 Printed at: 16:46

#### SPLIT TIMES

Lap	Split 1	Split 2	Split 3	Split 4	Lap Time	Spd	Lap	Split 1	Split 2	Split 3	Split 4	Lap Time	Spd
4	11.098	13.591	29.624	26.096	1:20.409	251	4	11.325	13.888	29.987	26.426	1:21.626	237
5	<b>11.012</b>	<b>13.480</b>	29.556	<b>25.958</b>	<b>1:20.006</b>	250	5	11.228	13.752	29.897	26.422	1:21.299	243
6	11.026	13.562	29.565	26.032	1:20.185	249	6	12.109	15.130	30.716	10:14.951	11:12.906	243
7	11.145	13.514	29.545	26.297	1:20.501	251	7	17.433	14.581	31.396	26.684	1:30.094 P	
8	11.067	13.567	29.613	7:32.604	8:26.851	249	8	11.364	13.724	29.807	26.462	1:21.357	236
9	17.241	14.961	30.608	26.406	1:29.216 P		9	<b>11.183</b>	<b>13.615</b>	<b>29.789</b>	<b>26.321</b>	<b>1:20.908</b>	237
10	11.160	13.491	29.580	26.231	1:20.462	244	10	11.879	17.861	32.831	3:28.622	4:31.193	239
11	11.112	14.033	29.814	26.079	1:21.038	245							
12	11.205	13.591	29.582	26.021	1:20.399	247	<b>64 Aaron MORRIS (NSW) (14th)</b>						
13	11.064	13.488	29.554	25.965	1:20.071	248	1	16.239	15.078	31.343	27.840	1:30.500 P	
14	11.097	13.526	29.781	25.982	1:20.386	248	2	11.695	14.450	30.475	27.969	1:24.589	238
15	11.069	13.617	31.044	34.601	1:30.331	248	3	11.666	14.433	30.442	<b>26.826</b>	1:23.367	233
							4	<b>11.428</b>	14.268	30.332	26.979	<b>1:23.007</b>	239
							5	11.500	14.745	30.815	1:31.749	2:28.809	238
<b>29 Patrick Jun LI (VIC) (20th)</b>							6	25.212	14.567	30.313	27.321	1:37.413 P	
1	15.441	15.690	32.876	28.803	1:32.810 P		7	11.615	14.322	30.454	6:26.116	7:22.507	236
2	<b>12.241</b>	<b>14.978</b>	<b>32.033</b>	<b>28.079</b>	<b>1:27.331</b>	232	8	18.511	14.959	30.860	28.002	1:32.332 P	
3	25.205	20.118	33.172	28.621	1:47.116	238	9	11.764	<b>14.264</b>	<b>30.232</b>	27.650	1:23.910	234
4	12.274	15.219	32.273	28.427	1:28.193	236							
5	12.446	15.155	33.294	16:45.410	17:46.305	235	<b>21 Josh WATERS (VIC) (12th)</b>						
6	17.132	19.097	37.440	29.537	1:43.206 P		1	16.802	15.114	33.839	27.722	1:33.477 P	
7	12.447	15.178	32.390	28.431	1:28.446	225	2	11.595	15.639	31.467	27.341	1:26.042	238
							3	11.819	14.075	30.321	27.057	1:23.272	239
<b>67 Bryan STARING (WA) (9th)</b>							4	11.446	14.348	31.202	28.188	1:25.184	239
1	16.403	14.739	32.123	27.501	1:30.766 P		5	11.458	13.946	30.108	27.016	1:22.528	239
2	11.515	14.153	30.643	26.767	1:23.078	238	6	11.980	15.282	31.739	4:23.437	5:22.438	239
3	11.312	13.808	29.901	<b>26.617</b>	1:21.638	239	7	18.202	16.353	32.802	27.166	1:34.523 P	
4	11.436	13.829	29.837	26.983	1:22.085	241	8	11.439	13.861	34.894	27.124	1:27.318	237
5	12.283	15.238	31.116	4:36.818	5:35.455	241	9	<b>11.279</b>	<b>13.783</b>	<b>29.742</b>	<b>26.601</b>	<b>1:21.405</b>	236
6	20.143	15.183	31.040	27.043	1:33.409 P		10	11.373	14.770	33.158	5:20.309	6:19.610	236
7	11.399	13.786	<b>29.543</b>	26.636	1:21.364	238	11	20.180	18.309	31.681	27.105	1:37.275 P	
8	<b>11.265</b>	13.716	29.765	26.690	1:21.436	238	12	11.452	13.814	29.872	26.790	1:21.928	236
9	11.365	<b>13.704</b>	29.728	26.743	1:21.540	239	<b>37 Michael EDWARDS (QLD) (21th)</b>						
10	11.918	15.338	31.637	4:51.771	5:50.664	238	1	17.510	16.915	35.149	29.526	1:39.100 P	
11	19.413	15.531	31.642	27.019	1:33.605 P		2	12.297	15.450	33.206	28.923	1:29.876	232
12	11.473	13.973	29.775	26.751	1:21.972	237	3	12.328	15.239	33.118	28.369	1:29.054	232
13	11.278	13.721	29.668	26.652	<b>1:21.319</b>	237	4	12.167	<b>14.848</b>	32.619	28.258	1:27.892	232
<b>14 Glenn ALLERTON (NSW) (6th)</b>							5	12.412	15.088	33.146	2:01.386	3:02.032	233
1	16.160	14.550	31.742	27.394	1:29.846 P		6	16.641	15.777	36.915	29.976	1:39.309 P	
2	11.499	13.858	29.903	26.667	1:21.927	244	7	12.520	15.242	32.566	28.433	1:28.761	232
3	11.331	13.861	29.966	26.668	1:21.826	240							

*Scott Laing*  
 Chief Timekeeper - Scott Laing

*Tom Williams*  
 Race Director - Tom Williams

*Paul Hinds*  
 Clerk of Course - Paul Hinds





# Winton Motor Raceway

## Round 2 : March 12 - 14



### AUSTRALIAN SUPERBIKE CHAMPIONSHIP

#### Practice 3

Date: 12/03/21  
 Event: P16  
 Weather: Partly cloudy - Temp: 29.9C  
 Track: Dry - Temp: 42.1C

Started at: 16:06:18  
 Laps: 30 Min  
 Starters: 22  
 Printed at: 16:46

#### SPLIT TIMES

Lap	Split 1	Split 2	Split 3	Split 4	Lap Time	Spd	Lap	Split 1	Split 2	Split 3	Split 4	Lap Time	Spd
8	12.566	14.972	32.636	28.496	1:28.670	228	11	17.105	14.691	30.734	27.352	1:29.882 P	
9	12.520	15.338	32.624	28.537	1:29.019	231	12	11.610	14.170	30.500	27.228	1:23.508	239
10	12.156	15.059	32.563	28.401	1:28.179	230	13	11.573	14.098	30.460	27.129	<b>1:23.260</b>	240
11	12.181	14.866	<b>32.290</b>	<b>28.211</b>	<b>1:27.548</b>	228	14	11.612	14.276	31.247	<b>27.112</b>	1:24.247	241
12	<b>12.111</b>	14.998	32.407	30.185	1:29.701	232							
13	12.308	15.093	32.549	28.429	1:28.379	231							
<b>17 Troy HERFOSS (QLD) (1st)</b>							<b>33 Hamish McMURRAY (NSW) (22th)</b>						
1	15.618	14.306	30.672	26.582	1:27.178 P		1	17.916	17.129	36.179	30.875	1:42.099 P	
2	11.061	13.599	29.357	25.977	1:19.994	247	2	13.152	15.829	33.785	30.054	1:32.820	221
3	11.848	13.778	29.382	<b>25.737</b>	1:20.745	245	3	13.181	<b>15.350</b>	33.010	<b>29.623</b>	1:31.164	214
4	11.070	<b>13.452</b>	<b>29.180</b>	25.861	<b>1:19.563</b>	246	4	<b>12.752</b>	15.646	33.359	30.033	1:31.790	217
5	12.079	13.758	29.421	25.839	1:21.097	247	5	12.811	15.451	33.171	29.796	1:31.229	212
6	<b>10.963</b>	13.502	29.381	26.066	1:19.912	249	6	12.875	15.467	32.860	29.674	<b>1:30.876</b>	216
7	11.609	14.414	30.791	10:17.145	11:13.959	245	7	13.024	15.508	<b>32.849</b>	29.775	1:31.156	214
8	16.575	14.398	32.104	29.095	1:32.172 P		<b>92 Jack DAVIS (SA) (17th)</b>						
9	11.041	13.499	29.314	26.087	1:19.941	239	1	17.085	15.647	33.874	28.806	1:35.412 P	
10	11.104	14.433	31.812	29.763	1:27.112	239	2	11.819	14.474	31.527	28.290	1:26.110	236
							3	11.786	14.407	31.330	28.349	1:25.872	235
							4	11.705	14.333	31.109	27.634	1:24.781	237
							5	<b>11.577</b>	14.496	31.082	<b>27.632</b>	1:24.787	237
							6	11.675	<b>14.330</b>	<b>30.975</b>	27.670	<b>1:24.650</b>	237
<b>12 Matthew WALTERS (NSW) (13th)</b>							<b>11 Philip CZAJ (VIC) (18th)</b>						
1	16.484	14.889	30.986	27.676	1:30.035 P		1	15.922	15.760	32.433	28.298	1:32.413 P	
2	11.503	14.092	29.988	27.121	1:22.704	239	2	12.162	14.779	31.345	27.762	1:26.048	237
3	11.661	13.904	30.623	26.969	1:23.157	239	3	<b>11.751</b>	14.771	<b>31.105</b>	<b>27.701</b>	<b>1:25.328</b>	238
4	11.540	13.863	30.211	27.121	1:22.735	241	4	12.450	15.406	31.544	27.775	1:27.175	236
5	12.010	15.592	33.560	7:24.138	8:25.300	242	5	11.949	14.729	31.296	27.738	1:25.712	237
6	20.410	16.641	32.407	27.390	1:36.848 P		6	11.777	15.039	31.786	28.141	1:26.743	238
7	11.401	14.099	29.747	28.170	1:23.417	237	7	11.951	14.829	31.980	2:19.188	3:17.948	237
8	11.531	<b>13.749</b>	<b>29.607</b>	<b>26.850</b>	<b>1:21.737</b>	236	8	18.598	17.173	32.486	28.717	1:36.974 P	
9	<b>11.377</b>	13.802	30.037	26.923	1:22.139	238	9	12.191	14.787	31.395	28.215	1:26.588	231
<b>16 Luke JHONSTON (VIC) (16th)</b>							<b>3 Jed METCHER (VIC) (5th)</b>						
1	14.740	14.558	31.039	27.283	1:27.620 P		1	15.668	14.685	31.222	27.042	1:28.617 P	
2	<b>11.527</b>	14.264	30.554	27.280	1:23.625	243	2	11.283	13.840	29.697	26.596	1:21.416	239
3	11.678	<b>14.025</b>	30.611	27.361	1:23.675	244							
4	11.553	14.190	30.658	27.313	1:23.714	243							
5	11.933	15.089	31.587	27.976	1:26.585	244							
6	11.785	14.527	31.406	1:21.523	2:19.241	233							
7	19.656	14.491	31.733	27.139	1:33.019 P								
8	11.584	14.471	31.570	27.461	1:25.086	241							
9	11.581	14.204	<b>30.413</b>	27.258	1:23.456	242							
10	11.705	14.056	30.640	2:03.654	3:00.055	242							

*Scott Laing*  
 Chief Timekeeper - Scott Laing

*Tom Williams*  
 Race Director - Tom Williams

*Paul Hinds*  
 Clerk of Course - Paul Hinds





# Winton Motor Raceway

## Round 2 : March 12 - 14



### AUSTRALIAN SUPERBIKE CHAMPIONSHIP

#### Practice 3

Date: 12/03/21  
 Event: P16  
 Weather: Partly cloudy - Temp: 29.9C  
 Track: Dry - Temp: 42.1C

Started at: 16:06:18  
 Laps: 30 Min  
 Starters: 22  
 Printed at: 16:46

#### SPLIT TIMES

Lap	Split 1	Split 2	Split 3	Split 4	Lap Time	Spd	Lap	Split 1	Split 2	Split 3	Split 4	Lap Time	Spd
3	12.233	14.096	30.469	29.057	1:25.855	242	333 Yannis SHAW (NSW) (15th)						
4	11.218	14.133	32.651	26.938	1:24.940	242	1	16.408	15.180	31.590	28.467	1:31.645 P	
5	11.502	14.479	31.792	1:41.813	2:39.586	242	2	11.650	14.293	31.006	27.679	1:24.628	243
6	15.647	14.205	30.070	26.537	1:26.459 P		3	16.075	15.003	30.803	27.262	1:29.143	243
7	<b>11.210</b>	13.726	29.708	26.624	1:21.268	241	4	11.512	14.156	<b>30.317</b>	27.172	1:23.157	244
8	11.298	13.737	29.777	26.677	1:21.489	241	5	11.573	14.585	31.710	27.577	1:25.445	244
9	11.527	13.963	30.951	26.762	1:23.203	235	6	11.600	14.198	30.443	27.195	1:23.436	242
10	11.213	13.739	29.759	32.141	1:26.852	240	7	12.286	19.240	39.803	1:21.760	2:33.089	243
11	11.306	13.759	30.018	27.097	1:22.180	241	8	20.487	14.832	31.254	27.359	1:33.932 P	
12	11.571	15.657	33.551	5:08.552	6:09.331	240	9	11.663	<b>14.003</b>	30.346	<b>27.016</b>	<b>1:23.028</b>	241
13	17.043	15.778	31.172	32.820	1:36.813 P		10	<b>11.411</b>	14.009	30.419	27.530	1:23.369	243
14	11.310	<b>13.664</b>	<b>29.632</b>	<b>26.274</b>	<b>1:20.880</b>	238	11	12.189	16.783	32.593	6:28.496	7:30.061	236
							12	24.491	16.515	37.424	27.721	1:46.151 P	
							13	11.681	14.141	31.512	28.516	1:25.850	240
28 Aiden WAGNER (QLD) (10th)													
1	14.980	14.843	31.276	27.513	1:28.612 P								
2	11.581	14.033	30.150	26.904	1:22.668	242	65 Cru HALLIDAY (NSW) (4th)						
3	11.606	13.878	30.199	26.774	1:22.457	242	1	20.559	16.294	32.072	27.578	1:36.503 P	
4	11.434	13.961	30.060	27.091	1:22.546	243	2	11.364	13.741	29.843	26.796	1:21.744	239
5	11.452	13.914	41.041	28.243	1:34.650	243	3	<b>11.169</b>	<b>13.573</b>	<b>29.651</b>	26.406	<b>1:20.799</b>	239
6	<b>11.238</b>	13.865	30.016	26.703	1:21.822	244	4	11.296	13.686	29.994	26.575	1:21.551	239
7	11.367	13.907	29.990	6:24.999	7:20.263	244	5	11.186	13.685	29.676	<b>26.362</b>	1:20.909	241
8	22.164	14.179	30.320	27.108	1:33.771 P		6	11.202	15.425	32.628	2:39.230	3:38.485	242
9	11.413	13.796	29.779	26.861	1:21.849	239	7	17.091	19.878	38.624	27.185	1:42.778 P	
10	11.385	13.873	29.691	26.697	1:21.646	242	8	11.551	13.842	29.982	26.415	1:21.790	237
11	11.296	13.759	<b>29.604</b>	<b>26.669</b>	<b>1:21.328</b>	242							
12	11.360	13.798	29.860	<b>26.669</b>	1:21.687	241							
13	11.355	<b>13.715</b>	29.638	26.673	1:21.381	242							
14	11.257	14.545	30.420	26.777	1:22.999	241							

*Scott Laing*  
 Chief Timekeeper - Scott Laing

*Tom Williams*  
 Race Director - Tom Williams

*Paul Hinds*  
 Clerk of Course - Paul Hinds





# Winton Motor Raceway

## Round 2 : March 12 - 14



### AUSTRALIAN SUPERBIKE CHAMPIONSHIP


### Practice 3


Date: 12/03/21  
 Event: P16  
 Weather: Partly cloudy - Temp: 29.9C  
 Track: Dry - Temp: 42.1C


Started at: 16:06:18  
 Laps: 30 Min  
 Starters: 22  
 Printed at: 16:46

### FASTEST LAPS SEQUENCE

Race Time	No	Name	Machine	Fastest Lap	On Lap
1:57.662	83	Lachlan EPIS (NSW)	BMW S RR	1:30.183	1
2:07.551	1	Wayne MAXWELL (VIC)	Ducati V4R	1:27.200	1
2:25.595	17	Troy HERFOSS (QLD)	Honda CBR-RR	1:27.178	1
3:18.887	83	Lachlan EPIS (NSW)	BMW S RR	1:21.225	2
3:28.207	1	Wayne MAXWELL (VIC)	Ducati V4R	1:20.656	2
3:45.589	17	Troy HERFOSS (QLD)	Honda CBR-RR	1:19.994	2
6:08.080	1	Wayne MAXWELL (VIC)	Ducati V4R	1:19.873	4
6:25.897	17	Troy HERFOSS (QLD)	Honda CBR-RR	1:19.563	4

  
 Chief Timekeeper - Scott Lang

  
 Race Director - Tom Williams

  
 Clerk of Course - Paul Hinds





# Winton Motor Raceway

## Round 2 : March 12 - 14



### AUSTRALIAN SUPERBIKE CHAMPIONSHIP

#### Practice 3

Date: 12/03/21  
 Event: P16  
 Weather: Partly cloudy - Temp: 29.9C  
 Track: Dry - Temp: 42.1C

Started at: 16:06:18  
 Laps: 30 Min  
 Starters: 22  
 Printed at: 16:46

#### BEST PARTIAL TIMES

Pos	Split 1		Split 2		Split 3		Split 4		LAP		Ideal	Fastest
	Name	Time	Name	Time	Name	Time	Name	Time	Name	Time		
1	T. HERFOSS	10.963	W. MAXWELL	13.423	T. HERFOSS	29.180	T. HERFOSS	25.737	T. HERFOSS	1:19.332	1:19.563	
2	W. MAXWELL	10.974	T. HERFOSS	13.452	W. MAXWELL	29.264	W. MAXWELL	25.795	W. MAXWELL	1:19.456	1:19.873	
3	M. JONES	11.012	M. JONES	13.480	M. JONES	29.470	M. JONES	25.958	M. JONES	1:19.920	1:20.006	
4	L. EPIS	11.147	C. HALLIDAY	13.573	B. STARING	29.543	J. METCHER	26.274	C. HALLIDAY	1:20.755	1:20.799	
5	C. HALLIDAY	11.169	A. SISSIS	13.580	L. EPIS	29.544	A. SISSIS	26.290	J. METCHER	1:20.780	1:20.880	
6	O. BAYLISS	11.182	G. ALLERTON	13.615	A. WAGNER	29.604	G. ALLERTON	26.321	L. EPIS	1:20.859	1:21.050	
7	G. ALLERTON	11.183	L. EPIS	13.638	M. WALTERS	29.607	C. HALLIDAY	26.362	G. ALLERTON	1:20.908	1:20.908	
8	J. METCHER	11.210	J. METCHER	13.664	J. METCHER	29.632	O. BAYLISS	26.451	A. SISSIS	1:20.947	1:20.989	
9	A. WAGNER	11.238	O. BAYLISS	13.665	C. HALLIDAY	29.651	L. EPIS	26.530	B. STARING	1:21.129	1:21.319	
10	A. SISSIS	11.244	B. STARING	13.704	J. WATERS	29.742	J. WATERS	26.601	A. WAGNER	1:21.226	1:21.328	
11	B. STARING	11.265	M. WALTERS	13.707	G. ALLERTON	29.789	B. STARING	26.617	O. BAYLISS	1:21.249	1:21.340	
12	J. WATERS	11.279	A. WAGNER	13.715	A. SISSIS	29.833	A. WAGNER	26.669	J. WATERS	1:21.405	1:21.405	
13	M. WALTERS	11.346	J. WATERS	13.783	O. BAYLISS	29.951	A. MORRIS	26.826	M. WALTERS	1:21.510	1:21.737	
14	Y. SHAW	11.411	Y. SHAW	13.993	A. MORRIS	30.232	M. WALTERS	26.850	Y. SHAW	1:22.675	1:23.028	
15	A. MORRIS	11.428	L. JHONSTON	14.025	Y. SHAW	30.255	Y. SHAW	27.016	A. MORRIS	1:22.718	1:23.007	
16	L. JHONSTON	11.527	A. MORRIS	14.232	L. JHONSTON	30.413	L. JHONSTON	27.112	L. JHONSTON	1:23.077	1:23.260	
17	J. DAVIS	11.577	J. DAVIS	14.330	J. DAVIS	30.975	J. DAVIS	27.632	J. DAVIS	1:24.514	1:24.650	
18	P. CZAJ	11.751	N. SPITERI	14.622	P. CZAJ	31.105	P. CZAJ	27.701	P. CZAJ	1:25.273	1:25.328	
19	N. SPITERI	12.036	P. CZAJ	14.716	N. SPITERI	31.112	N. SPITERI	27.718	N. SPITERI	1:25.488	1:25.700	
20	M. EDWARDS	12.111	M. EDWARDS	14.848	P. LI	32.033	P. LI	28.079	P. LI	1:27.331	1:27.331	
21	P. LI	12.241	P. LI	14.978	M. EDWARDS	32.290	M. EDWARDS	28.211	M. EDWARDS	1:27.460	1:27.548	
22	H. McMURRA	12.752	H. McMURRA	15.350	H. McMURRA	32.849	H. McMURRA	29.623	H. McMURRA	1:30.574	1:30.876	

*Scott Lang*  
 Chief Timekeeper - Scott Lang

*Tom Williams*  
 Race Director - Tom Williams

*Paul Hinds*  
 Clerk of Course - Paul Hinds







# Winton Motor Raceway

## Round 2 : March 12 - 14



### AUSTRALIAN SUPERBIKE CHAMPIONSHIP

#### Combined Practices

### MERGED CLASSIFICATION

Date: 12/03/21

Printed at: 16:46

Pos	No	Name	Machine	Event P05	Event P11	Event P16	Fastest Lap
1	17	Troy HERFOSS (QLD) / Penrite Honda Racing	Honda CBR-RR	1:19.919	1:19.593	1:19.563	1:19.563
2	1	Wayne MAXWELL (VIC)	Ducati V4R	1:19.864	1:19.849	1:19.873	1:19.849
3	46	Michael JONES (QLD) / Desmosport Ducati	Ducati V4R	1:20.431	1:20.260	1:20.006	1:20.006
4	61	Arthur SISIS (SA) / Donna Hoeymakers / Unitech Racing / Remo Contractors / SA Profiling	Yamaha YZF-R1	1:21.757	1:20.626	1:20.989	1:20.626
5	14	Glenn ALLERTON (NSW) / Maxima Racing Oils BMW	BMW S RR	1:21.073	1:20.646	1:20.908	1:20.646
6	65	Cru HALLIDAY (NSW) / Yamaha Racing Team	Yamaha YZF-R1	1:20.998	1:21.017	1:20.799	1:20.799
7	3	Jed METCHER (VIC) / Metcher Motorsport / Siemec / Fusport / Yamaha / YRD / YamaLube	Yamaha YZF-R1	1:22.175	1:21.343	1:20.880	1:20.880
8	83	Lachlan EPIS (NSW) / Maxima Racing Oils BMW	BMW S RR	1:21.464	1:21.043	1:21.050	1:21.043
9	67	Bryan STARING (WA) / Kawasaki BCperformance / Kawasaki Motors Aust.	Kawasaki ZX10R	1:21.972	1:22.486	1:21.319	1:21.319
10	28	Aiden WAGNER (QLD) / Yamaha Racing Team	Yamaha YZF-R1	1:21.405	1:22.142	1:21.328	1:21.328
11	32	Oliver BAYLISS (QLD) / DesmoSport Ducati	Ducati V4R	1:22.693	1:22.086	1:21.340	1:21.340
12	21	Josh WATERS (VIC) / Kawasaki BCperformance / Kawasaki Motors Aust.	Kawasaki ZX10R	1:22.904	1:21.725	1:21.405	1:21.405
13	12	Matthew WALTERS (NSW) / Kawasaki Australia / Kawasaki Connection / Rover Coaches / Du Speed	Kawasaki ZX10R	1:22.107	1:21.797	1:21.737	1:21.737
14	2	Mark CHIODO (VIC)	Yamaha YZF-R1	1:22.529			1:22.529
15	64	Aaron MORRIS (NSW) / Harvest Pools / Watson Demolition / Longwall Haul / Michelin / YRD / Bitubo Susp.	Yamaha YZF-R1	1:25.006	1:23.794	1:23.007	1:23.007
16	333	Yannis SHAW (NSW) / Specialist Suzuki / Specialist Height Access / Airoh Helmets / Ricondi	Suzuki GSXR	1:24.390	1:23.272	1:23.028	1:23.028
17	16	Luke JHONSTON (VIC) / MotoGo Yamaha / Taichi Leather / The Bike Vault Castlemaine / Pirelli	Yamaha YZF-R1	1:23.842	1:23.590	1:23.260	1:23.260
18	92	Jack DAVIS (SA) / Thomson Airborne	BMW S RR	1:26.933	1:25.138	1:24.650	1:24.650
19	11	Philip CZAJ (VIC) / 11M / Peters Stevens M-c / Yamaha Aust. / Bridgestone Tyres Aust.	Yamaha YZF-R1	1:27.269	1:26.524	1:25.328	1:25.328
20	78	Nathan SPITERI (VIC) / ProGP Racing / Livson / PTR / Alpinestar / The Grinning Dingo	Suzuki GSXR	1:26.841	1:25.787	1:25.700	1:25.700
21	29	Patrick Jun LI (VIC) / MotoGo Yamaha / Taichi Leather / KYT Helmets	Yamaha YZF-R1	1:29.716	1:28.115	1:27.331	1:27.331
22	37	Michael EDWARDS (QLD) / Northstar Yamaha / Addicted To Track	Yamaha YZF-R1	1:29.247	1:27.593	1:27.548	1:27.548
23	33	Hamish McMURRAY (NSW) / Six Ways From Sunday / Dunlop	Kawasaki ZX10R	1:29.627	1:29.554	1:30.876	1:29.554

*Scott Laing*  
Chief Timekeeper - Scott Laing

*Tom Williams*  
Race Director - Tom Williams

*Paul Hinds*  
Clerk of Course - Paul Hinds





# Winton Motor Raceway

## Round 2 : March 12 - 14



ASBK.COM.AU f t i y



### AUSTRALIAN SUPERBIKE CHAMPIONSHIP

#### Practice 3

Date: 12/03/21  
Event: P16  
Weather: Partly cloudy - Temp: 29.9C  
Track: Dry - Temp: 42.1C

Started at: 16:06:18  
Laps: 30 Min  
Starters: 22  
Printed at: 16:46

### RACE INFORMATION

Time	Description
16:06:18	Event Start
16:21:00	Track temps : Finish - 42.2 / Int 1 - 43.7 / Int 2 - 42.2 / Int 3 - 39.8
16:28:09	Rider 12 (Matthew WALTERS) CRASHED TURN 9 - RIDER UP
16:29:00	Rider 12 (Matthew WALTERS) CRASHED TURN 9 - RIDER UP - RESUMED
16:31:16	Rider 17 (Troy HERFOSS) CRASHED TURN 3 - RIDER UP
16:34:01	Rider 3 (Jed METCHER) CRASHED TURN 2 - RIDER UP
16:34:08	Red Flag
16:34:34	RED FLAG DUE TO POSITION OF CRASHED BIKE AT TURN 2 - SESSION DECLARED
16:36:50	Event Finish

Chief Timekeeper - Scott Lang

Race Director - Tom Williams

Clerk of Course - Paul Hinds



[www.computime.com.au](http://www.computime.com.au)  
COMPUTIME RACE TIMING SYSTEMS PTY LTD

